

A-dec® 400

Chair and Options

CONNECT TO
WHAT'S NEXT

A-dec+ | A-dec 300 Pro

a dec®

Contemporary luxury and proven reliability, together in one.

The A-dec[®] 400 chair marries form and function to benefit both you and your patients—with a distinctive design, optimal patient comfort, and uninhibited dental team access.

Thoughtfully designed and engineered with legendary attention to detail, the A-dec 400 chair delivers reliable performance at a beautiful price. Day after day. Year after year.





PURE COMFORT

Bring more relaxation to the treatment room.

Patient comfort is essential to reducing anxiety. The A-dec 400 chair helps put your patients at ease, with pressure-mapped surfaces for support and smooth, quiet positioning for peace of mind.

VIRTUAL PIVOT

Synchronises movement of the chair with the patient's anatomy and movements.

TWO-POSITION ARMRESTS

Provide comfortable arm and elbow support with a robust, weight-bearing design for easy entry and exit.

TOEBOARD TILT DESIGN

Supports the patient's lower legs to create a gentle cradling effect.

DUAL-ARTICULATING GLIDING HEADREST

Adjusts easily for optimal patient positioning.

RICH UPHOLSTERY

Includes sleek formed and luxurious sewn styles, in a wide range of designer colours.









HEALTHY POSITIONING

Enjoy long-lasting comfort with less pain and fatigue.

The key to daily productivity—and a long career—is being comfortable while you work. The A-dec 400 chair is designed to keep your movements fluid and your posture in healthy alignment. See why the smart ergonomics of the A-dec 400 are a smart investment in yourself.

ULTRA-THIN BACKREST

The slim, flexible profile allows you to tuck your knees under the chair and work in a healthy, natural position: legs under the patient, elbows at your side.

LOW BASE-DOWN POINT

Whatever your height, the A-dec 400 chair adjusts for perfect positioning. Roll in close to the patient, and enjoy excellent access to the oral cavity.

MINIMAL DISTRACTIONS

A-dec delivery systems position handpieces and ancillaries right at your fingertips—eliminating unnecessary motion to help you stay focused.

THOUGHTFUL DESIGN

Little details make a big difference.

Every A-dec product is designed to help you work more easily and efficiently, while supporting a safe practice. We control even the smallest details of the manufacturing process, to ensure years of hassle-free reliability and consistent performance—so you can always practice with confidence.

BUILT-IN INFECTION CONTROL

At the heart of the delivery system is a control block designed for patient health and trouble-free performance. Water circulates every time you activate a handpiece, minimising trapped, stagnant water.

SELF-CONTAINED WATERLINE MAINTENANCE

A-dec tubing is made with AlphaSan® to protect against odour, foul taste, and deterioration. The 2-litre bottle's internal pickup tube and quick-disconnect fitting make removal and replacement easy, while reducing the chance of cross-contamination.

VERSATILE POSITIONING

Our Radius® configuration accommodates both left- and right-handed doctors, with deliveries and support modules that rotate quickly and easily around the chair. Delivery systems can mount from the front of the chair, from the side or rear cabinetry, or the wall.





PERFECTLY PARTNERED

Add the A-dec 300 Pro delivery to futureproof your practice.

Accessible, flexible, and evolved, the A-dec 300 Pro delivery partners seamlessly with your A-dec 400 chair. Enjoy powerful performance today, with the freedom to upgrade in the future. Adding the A-dec+ Gateway opens even more possibilities, by connecting you to the A-dec+ updatable software platform. As technology evolves, you'll have the digital foundation in place to grow your A-dec equipment.

OPEN PLATFORM

Easy to configure and customise now, and upgrade in the future as your practice needs grow.

PIVOTING CONTROL HEAD

Reduces hand strain and fatigue as you practice.

PUSH-BUTTON FLEXARM BRAKE

Conveniently lock-in the delivery system position at the desired height.

RESPONSIVE CONTROL

The intuitive Control Pad 5i shows just what you need to know in the moment, for streamlined control of your handpieces, integrated accessories, chair, and dental light.

CONNECT YOUR WAY

The A-dec+ Gateway connects via Ethernet or Wi-Fi. Register on the mobile app to have software updates sent directly to you via the A-dec+ Gateway, then install them when it's convenient.

SEE HOW YOUR EQUIPMENT
CAN GROW WITH YOU:



A-DEC 400 OPTIONS

DELIVERY SYSTEMS

Choose from seven ergonomic delivery options for your handpieces and accessories: A-dec 300 Pro Radius or support chair-mounted delivery (Traditional and Continental®); A-dec 300 Pro side delivery; or A-dec 500 cabinet-mounted 12 o'clock duo delivery.

DENTAL LIGHTS

A-dec 300 and 500 LED dental lights offer balanced intensity and a uniform light pattern without unwanted shadows. Touchless on/off sensor combines with control pad and auto on-off chair presets for multiple light-activation options.

CHAIR-MOUNTED ASSISTANT'S INSTRUMENTATION

Radius design, available in short-arm and long-arm styles with integrated control pad. Choice of single 3- or 4-position holder, or dual 2-position holder.

MONITOR MOUNT

Dual pivot arm includes pre-routed HDMI and power cables. Radius and support-side monitor mount swivels 430° and pivots up to 85° to accommodate viewing from the seated and supine positions.

CUSPIDOR

Made of stain-resistant vitreous china. Rotates $\pm 90^\circ$ for better patient access. The timed cup fill and bowl rinse functions are programmable on the control pad.



FORMED COLOURS



sky blue




indigo



sapphire



amethyst



lemongrass



hazelnut




driftwood



tawny



carbon



black

SEWN COLOURS



sky



riviera



st. john



pacific



bayou



diplomat blue



cyan



parrot




arugula



poseidon



lapis



plum



sassy



apricot



fuchsia



vivid punch



red



curry



almond



chamois



pecan



papyrus



sable




cave




arctic



timberwolf




granite



charcoal



schooner



ebony



**ORDER SAMPLES AND GET YOUR HANDS
ON THE LATEST COLOURS.**
ACTUAL COLOURS MAY VARY.

A-DEC 411 DENTAL CHAIR


| | |
|------------------------|---|
| Range of lift height | 13.75" to 31.5" (349mm to 800mm); Low point 14.75" (375mm) with dual mounting |
| Thin flexible backrest | 1.25" (32mm) |
| Chair swivel | 60° (30° each side of center) |
| Left/right convertible | Yes |
| Headrest | Dual-articulating and gliding |
| Power supply | Integrated 300-watt |
| Chair control | Control pad or foot switch |
| Drive system | Hybrid drive (electromechanical tilt, hydraulic base) |
| Upholstery options | Sewn or formed |

DELIVERY SYSTEMS

| | A-DEC 300 PRO CONTINENTAL® | A-DEC 300 PRO TRADITIONAL | A-DEC 500 12 O'CLOCK DUO |
|-------------------------------------|---|--|---|
| Control block | Standard 3-position Standard 4-position w/CP5i Optional 4-position w/CP5 | Standard 3-position Standard 4-position w/CP5i Optional 4-position w/CP5 | 4-position |
| Left/right conversion | Yes, when Radius mounted | Yes, when Radius mounted | Yes |
| Holder positions | Up to 5 | 5 | 5 |
| Brake handle(s) | 1 standard, 2nd optional | 1 standard, 2nd optional | N/A |
| User interface options | CP5 or CP5i | CP5 or CP5i | Deluxe Plus touchpad |
| Quad-voltage intraoral light source | Optional | Optional | Standard |
| Foot control | Standard disc with wet/dry Optional chip blower or lever style w/CP5 Standard chip blower or lever style w/CP5i | Standard disc with wet/dry Optional chip blower or lever style w/CP5 Standard chip blower or lever style w/CP5i | Standard disc with wet/dry and chip blower Optional lever with chip blower |
| Arm system | Balanced flexarm with air brake A-dec 333pro - Radius mount A-dec 335pro - Support mount | Balanced flexarm with air brake A-dec 332pro - Radius mount A-dec 334pro - Support mount Manual height adjustment A-dec 336pro - Radius mount Balanced flexarm without air brake A-dec 342pro - Side mount | Manual height adjustment |
| Integrated saliva ejector | N/A | Optional on A-dec 336pro | Standard as part of assistant's instrumentation |

Reliable Creative Solutions

FOR DENTAL PROFESSIONALS WORLDWIDE



MORE THAN A WARRANTY. IT'S A COMMITMENT.

At A-dec, our focus is on making dentistry better—which includes superior customer service along with superior dental products. Your A-dec operatory equipment is backed by a ten-year warranty, and a lifetime of customer support. We'll be here today, tomorrow, and well into the future. That's our commitment to you.

For complete details, including exclusions, visit: a-dec.com/legal/warranty

Any colors and products shown may vary and are subject to change without notice. Contact your authorized A-dec dealer for the most current product information. All trademarks in this document are subject to the trademark rights of A-dec, its affiliates, and their collective suppliers in the United States and foreign countries.

©2025 A-dec Inc. All rights reserved. 85.0393.25/PP/3M/2-25/Rev E

A-dec Headquarters
2601 Crestview Drive
Newberg, Oregon 97132 USA
P: 1.800.547.1883 within USA/CAN
P: +1.503.538.7478 outside USA/CAN
a-dec.com

A-dec Australia
P: 1.800.225.010 within AUS
P: +61.(0)2.8332.4000 outside AUS

A-dec United Kingdom
P: 0800.233285 within UK
P: +44.(0).24.7635.0901 outside UK

